

## System Rated Power

Model	Voltage (V)	Phase	Frequency (Hz)	Prime Power			Standby Power			Data Center Power		
				kW	kVA	AMPS	kW	kVA	AMPS	kW	kVA	AMPS
C25YC	380	3	50	20	25	38	22	28	42	NA	NA	NA
CE28YC	400	3	50	20	25	36	22	28	40	NA	NA	NA
	415	3	50	20	25	35	22	28	38	NA	NA	NA

Note : COSΦ=0.8 ; Models with 'E' denote standby rating, without 'E' denote prime rating  
For products at other voltage levels, please consult the original manufacturer

ITEMS	OPEN	SILENT
Dimensions (L*W*H) (mm)	1350*600*980	2600*1040*1550
Weight (kg)	550	1050
Control Module Brand	DEIF	DEIF
Single Genset Controller	SGC	SGC
Paralleling Controller(Optional)	AGC	AGC



## Product Features

### Advantages

- Excellent fuel efficiency
- Robust Power & Superior Performance
- High Reliability & Long Service Life
- Advanced Injection Technology & Optimized Emissions
- Long maintenance and repair interval

### Standards

- The unit is designed and manufactured in ISO9001, ISO14001 and ISO45001 certified facilities
- The unit complies with ISO 8528 and GB/T 2820 standards
- The alternator complies with NEMA MG1, BS5000, ISO, DIN EN, and IEC standards

### Certificates

- CE Certificate

### Performance Guarantee

- Unit undergoes transient response testing in accordance with ISO 8528-5
- Verified product design, quality, and performance
- Engines, alternator and system have all passed prototype and factory testing

### A full range of accessories is optional

- Control Panel
- Circuit Breaker/Distribution Panel
- Fuel System
- Oil pipe with shut-off valve mounted on base
- Starting/Charging System
- Exhaust System
- Mechanical and Electrically Driven Radiators

### Emissions

- China IV NRMM compliant (stationary)

### Calsion is a one-stop system supplier

Hefei Calsion Electric System Co., Ltd.

www.calsionpower.com

Hotline: +86-400 168 1996

Version 2026-02

## Technical Specifications

### Diesel Engine

Brand	Yuchai
Model	YCDV254FHZ-35
Prime Power ( kW )	25
Standby Power ( kW )	27.5
Bore ×Stroke ( mm )	89×100
Cylinder Number & Arrangement	4L
Displacement (L)	2.5
Compression Ratio	17.5:1
Rated Speed (rpm)	1500
Aspiration	Exhaust Turbocharging
Max Exhaust Back Pressure ( kPa )	10
Exhaust Flow Rate ( m3/h )	229.8
Exhaust Temperature ( °C )	550
Fuel Cons. at 100% Load ( g/kWh )	222
Engine Oil Consumption ( g/kWh )	0.444
Speed Control	Electronic
Fuel Supply System	Common Rail Fuel Injection
Cooling System	Radiator-Cooler with Fan
Air Intake Volume ( m3/h )	4615
Air Exhaust Volume ( m3/h )	4500
Total Coolant Capacity (L)	12.5
Total Lubricant Capacity (L)	8

### Generator Set Parallel Controller

The AGC controller can be used as a single generator set controller. Multiple AGC controllers can also be integrated into a complete power management system based on synchronous, islanded, or grid-connected operation.

The AGC controller offers users multiple options. Through main power station management, up to 32 generator sets can be operated. If more than 32 generator sets are required, expand power station management to group generators and connect up to 32 main grids or 32 groups.

The AGC controller supports serial communication protocols, including Modbus (RS-485, USB, and TCP/IP) and Profibus. This capability enables remote monitoring of generator sets and power plants.

### Alternator


Brand	Engga
Excitation System	Brushless excitation
Voltage Regulation Method	Automatic Voltage Regulation
IP Rating	IP23
Insulation Class	H
Temperature Rise	Class H (LV) / Class F (HV)
Short-Circuit Current Capability	300%(3In):10s(with PMG)
Overspeed Capability	2250rpm

### Environmental conditions specified in GB 1105 and ISO 3046 (compliant)

Altitude (m)	≤1000
Ambient temperature ( °C )	-25~50
Relative humidity ( % )	80

### Generator Set Controller

The SGC controller provides protection and control for generator sets, configurable for engine drive, standalone generator set control (off-grid/island mode), and automatic mains failure (AMF) start-up. Featuring AUTO and MANUAL modes, it incorporates extensive control and protection functions suitable for engines and generators, including coolant temperature control, electrical monitoring, and grid voltage/frequency monitoring.



## Standard and Optional Configurations

### Diesel Engine

- |                                    |   |
|------------------------------------|---|
| ■ four-stroke                      | ■ Closed-loop crankcase ventilation           |
| ■ Standard Single-Stage Air Filter | ■ Electronic Synchronous Speed Control        |
| ■ Oil drain pipe & shut-off valve  | ■ Electronic Management System Fuel Injection |
| ■ Emission-optimized engine        | □ Fuel-optimized engine                       |


### Cooling System

- |                     |                                |
|---------------------|--------------------------------|
| ■ Water pump        | ■ Intake air intercooler       |
| ■ Thermostat        | ■ Mechanically driven radiator |
| ■ Radiator for 40°C | □ Electrically driven radiator |
| □ Radiator for 50°C | □ Jacket water heater          |

- |                          |                          |
|--------------------------|--------------------------|
| ■ Standard Configuration | □ Optional Configuration |
|--------------------------|--------------------------|

### Alternator

- |   |  |
|---|--|
| ■ NEMA MG1, BS 5000, ISO, DIN EN, and IEC standards | ■ Automatic Voltage Regulator  |
| ■ Self-ventilating structure                        | ■ Voltage fluctuation from no load to full load: ±0.25%                        |
| ■ Good voltage waveform                             | ■ Brushless alternator, brushless exciter                                      |
| ■ Steady State, V/Hz Regulator                      | ■ 4-pole, rotating magnetic field  |
| □ Leroy Somer Alternator                            | □ Withstands short-circuit currents up to 300% of rated current for 10 seconds |
| ■ Engga Alternator                                  | □ Permanent Magnet Exciter   |
| □ Marathon Alternator                               | □ Other Alternator   |
| □ Uprated Alternator                                |  |



Hefei Calsion Electric System Co., Ltd.

## Standard and Optional Configurations

### Control Panel

- |  |                               |
|--|-------------------------------|
| ■ Island Operation   | □ Deep Sea Controller         |
| ■ Automatic Mains Failure with ATS   | □ ComAp Controller            |
| □ Automatic Mains Failure (including breakers control of the genset and mains)           | □ Basler Controller           |
| □ Islanded operation of multiple units   | ■ Deif Controller             |
| □ Automatic Mains Failure & Short-term (<10s) Mains Parallel Operation after Restoration | ■ Complete System Measurement |
| □ Single Set Mains Parallel Operation  | ■ Digital Measurement         |
| □ Multi-set Mains Parallel Operation   | ■ Engine Parameters           |
| ■ J 1939 Engine ECU Communication  | ■ Unit Protection Functions   |
| ■ Multiple programmable contact inputs   | ■ Engine Protection Function  |
| ■ Event Log  | ■ Multi-contact output        |
| □ Different expansion modules  | ■ Multilingual Capability     |
| □ RTU-TCP Gateway  | □ Remote Signal Transmitter   |

### Fuel System

- |                                    |   |
|------------------------------------|---|
| ■ Oil supply hose on the base      | ■ Integrated Fuel Cooler in Radiator          |
| □ Fuel filter with water separator | □ Switchable fuel filter with water separator |
| □ Independent fuel cooler          |   |

- Standard Configuration      □ Optional Configuration

### Primary power (PRP) :

Suitable for equipment where mains power is unavailable or unreliable. Under variable load conditions, the generator set has unlimited operating hours. It possesses a 10% overload capacity for one hour within a 12-hour period. Power output complies with ISO 8528-1, ISO 3046-1, BS 5514, AS 2789, and DIN 6271. Average load factor: ≤70%.

### Standby power (ESP) :

Suitable for applications with stable mains power supply. During mains power outages, standby power can be used to handle variable loads without overload capability. Power compliance meets ISO 8528-1, ISO 3046-1, BS 5514, AS 2789, and DIN 6271 standards. Average load factor: ≤70%. Annual operating time: Maximum 200 hours.

### Circuit Breaker / Power Distribution

- |                                     |   |
|-------------------------------------|---|
| □ 3-pole circuit breaker            | □ Manual operation of circuit breakers  |
| □ 4-pole circuit breaker            | □ Electrically Operated Circuit Breaker |
| □ Integrated Breaker Panel Solution | □ Split-Type Breaker Panel Solution     |

### Start / Charging System

- |  |                   |
|--|-------------------|
| ■ DC starter                                       | □ Battery rack    |
| ■ Maintenance-free batteries and connecting cables | ■ Battery charger |

### Exhaust System



- |  |  |
|--|--|
| ■ Exhaust bellows with connecting flange           | □ Exhaust silencer with 35 dB(A) noise attenuation |
| ■ Exhaust silencer with 15 dB(A) noise attenuation | □ Y-piece  |
| □ Exhaust silencer with 25 dB(A) noise attenuation |  |

### Base Frame

- |                       |  |
|-----------------------|--|
| ■ Welded base frame   | ■ Flexible mounting of engine and alternator |
| ■ Modular base design |  |

### Data Center Power ( DCP ) :

Suitable for applications with stable mains power supply. The operating time of the generator set is unrestricted under constant or variable load conditions. One hour of 10% overload operation is permitted every 12 hours. Power output complies with ISO 8528-1, ISO 3046-1, BS 5514, AS 2789, and DIN 6271. Average load factor: ≤100%.



Hefei Calsion Electric System Co., Ltd.