

## System Rated Power

Model	Voltage (V)	Phase	Frequency (Hz)	Prime Power			Standby Power			Data Center Power		
				kW	kVA	AMPS	kW	kVA	AMPS	kW	kVA	AMPS
C25CS	380	3	50	20	25	38	22	28	41	NA	NA	NA
CE28CS	400	3	50	20	25	36	22	28	40	NA	NA	NA
	415	3	50	20	25	35	22	28	38	NA	NA	NA

Note: COSΦ=0.8; Models with 'E' denote standby rating, without 'E' denote prime rating  
For products at other voltage levels, please consult the original manufacturer

ITEMS	OPEN	SILENT
Dimensions (L*W*H) (mm)	1760*760*1380	2290*1060*1680
Weight (kg)	650	1180
Control Module Brand	DEIF	DEIF
Single Genset Controller	SGC	SGC
Paralleling Controller(Optional)	AGC	AGC



## Product Features

### Advantages

- Excellent fuel efficiency
- Robust Power & Superior Performance
- High reliability & easy maintenance
- Exclusive Fuel Injection System
- Advanced Electronic Engine Control System
- High-Efficiency Paper Filter & Long maintenance interval

### Standards

- The unit is designed and manufactured in ISO9001, ISO14001 and ISO45001 certified facilities
- The unit complies with ISO 8528 and GB/T 2820 standards
- The alternator complies with NEMA MG1, BS5000, ISO, DIN EN, and IEC standards

### Emissions

- China III NRMM compliant (stationary)

### Performance Guarantee

- Unit undergoes transient response testing in accordance with ISO 8528-5
- Verified product design, quality, and performance
- Engines, alternator and system have all passed prototype and factory testing

### A full range of accessories is optional

- Control Panel
- Circuit Breaker/Distribution Panel
- Fuel System
- Oil pipe with shut-off valve mounted on base
- Starting/Charging System
- Exhaust System
- Mechanical and Electrically Driven Radiators

## Calsion is a one-stop system supplier

Hefei Calsion Electric System Co., Ltd.

www.calsionpower.com

Hotline: +86-400 168 1996

Version 2026-02

## Technical Specifications

### Diesel Engine

Brand	Cummins
Model	QSB3.9-G31
Prime Power (kW)	25
Standby Power (kW)	27
Bore ×Stroke (mm)	102×120
Cylinder Number & Arrangement	4L
Displacement (L)	3.9
Compression Ratio	17.3:1
Rated Speed (rpm)	1500
Aspiration	Turbocharging
Max Exhaust Back Pressure (kPa)	10
Exhaust Flow Rate (m <sup>3</sup> /h)	194
Exhaust Temperature (°C)	333
Fuel Cons. at 100% Load (g/kWh)	210
Engine Oil Consumption (g/kWh)	TBD
Speed Control	ECU
Fuel Supply System	Electronic Fuel Injection
Cooling System	Radiator-Cooler with fan
Air Intake Volume (m <sup>3</sup> /h)	7753
Air Exhaust Volume (m <sup>3</sup> /h)	7560
Total Coolant Capacity (L)	22
Total Lubricant Capacity (L)	10.9

### Generator Set Parallel Controller

The AGC controller can be used as a single generator set controller. Multiple AGC controllers can also be integrated into a complete power management system based on synchronous, islanded, or grid-connected operation.

The AGC controller offers users multiple options. Through main power station management, up to 32 generator sets can be operated. If more than 32 generator sets are required, expand power station management to group generators and connect up to 32 main grids or 32 groups.

The AGC controller supports serial communication protocols, including Modbus (RS-485, USB, and TCP/IP) and Profibus. This capability enables remote monitoring of generator sets and power plants.

### Alternator


Brand	Stamford
Excitation System	Brushless excitation
Voltage Regulation Method	Automatic Voltage Regulation
IP Rating	IP23
Insulation Class	H
Temperature Rise	Class H (LV) / Class F (HV)
Short-Circuit Current Capability	300%(3In):10s
Overspeed Capability	2250rpm

### Environmental conditions specified in GB 1105 and ISO 3046 (compliant)

Altitude (m)	≤1000
Ambient temperature (°C)	-25~50
Relative humidity (%)	80

### Generator Set Controller

The SGC controller provides protection and control for generator sets, configurable for engine drive, standalone generator set control (off-grid/island mode), and automatic mains failure (AMF) start-up. Featuring AUTO and MANUAL modes, it incorporates extensive control and protection functions suitable for engines and generators, including coolant temperature control, electrical monitoring, and grid voltage/frequency monitoring.



## Standard and Optional Configurations

### Diesel Engine

- |                                    |   |
|------------------------------------|---|
| ■ four-stroke                      | ■ Closed-loop crankcase ventilation           |
| ■ Standard Single-Stage Air Filter | ■ Electronic Synchronous Speed Control        |
| ■ Oil drain pipe & shut-off valve  | ■ Electronic Management System Fuel Injection |
| □ Emission-optimized engine        | ■ Fuel-optimized engine                       |

### Cooling System

- |                                |                                |
|--------------------------------|--------------------------------|
| ■ Water pump                   | ■ Intake air intercooler       |
| ■ Thermostat                   | ■ Mechanically driven radiator |
| ■ Radiator for 50°C            | □ Jacket water heater          |
| □ Electrically driven radiator |                                |

- |                          |                          |
|--------------------------|--------------------------|
| ■ Standard Configuration | □ Optional Configuration |
|--------------------------|--------------------------|

### Alternator

- |   |  |
|---|--|
| ■ NEMA MG1, BS 5000, ISO, DIN EN, and IEC standards | ■ Automatic Voltage Regulator  |
| ■ Self-ventilating structure                        | ■ Voltage fluctuation from no load to full load: ±0.25%                        |
| ■ Good voltage waveform                             | ■ Brushless alternator, brushless exciter                                      |
| ■ Steady State, V/Hz Regulator                      | ■ 4-pole, rotating magnetic field  |
| ■ Stamford Alternator                               | □ Withstands short-circuit currents up to 300% of rated current for 10 seconds |
| □ Leroy Somer Alternator                            | □ Permanent Magnet Exciter   |
| □ Engga Alternator                                  | □ Other Alternator   |
| □ Uprated Alternator                                |  |



Hefei Calsion Electric System Co., Ltd.

All rights reserved. To continuously enhance product quality, we may optimize product designs and specifications. Therefore, the actual product appearance, configuration, and packaging shall prevail. For the latest product information, please contact us.

Data is subject to change without prior notice as new products are always developed.

www.calsionpower.com  
Hotline: +86-400 168 1996  
Version 2026-02

## Standard and Optional Configurations

### Control Panel

- Island Operation
- Automatic Mains Failure with ATS
- Automatic Mains Failure (including breakers control of the genset and mains)
- Islanded operation of multiple units
- Automatic Mains Failure & Short-term (<10s) Mains Parallel Operation after Restoration
- Single Set Mains Parallel Operation
- Multi-set Mains Parallel Operation
- J 1939 Engine ECU Communication
- Multiple programmable contact inputs
- Event Log
- Different expansion modules
- RTU-TCP Gateway
- Deep Sea Controller
- ComAp Controller
- Basler Controller
- Deif Controller
- Complete System Measurement
- Digital Measurement
- Engine Parameters
- Unit Protection Functions
- Engine Protection Function
- Multi-contact output
- Multilingual Capability
- Remote Signal Transmitter

### Fuel System

- Oil supply hose on the base
- Fuel filter with water separator
- Independent fuel cooler
- Integrated Fuel Cooler in Radiator
- Switchable fuel filter with water separator

- Standard Configuration
- Optional Configuration

### Primary power (PRP):

Suitable for equipment where mains power is unavailable or unreliable. Under variable load conditions, the generator set has unlimited operating hours. It possesses a 10% overload capacity for one hour within a 12-hour period. Power output complies with ISO 8528-1, ISO 3046-1, BS 5514, AS 2789, and DIN 6271. Average load factor: ≤80%.

### Standby power (ESP):

Suitable for applications with stable mains power supply. During mains power outages, standby power can be used to handle variable loads without overload capability. Power compliance meets ISO 8528-1, ISO 3046-1, BS 5514, AS 2789, and DIN 6271 standards. Average load factor: ≤80%. Annual operating time: Maximum 200 hours.

### Circuit Breaker / Power Distribution

- 3-pole circuit breaker
- 4-pole circuit breaker
- Integrated Breaker Panel Solution
- Manual operation of circuit breakers
- Electrically Operated Circuit Breaker
- Split-Type Breaker Panel Solution

### Start / Charging System

- DC starter
- Maintenance-free batteries and connecting cables
- Battery rack
- Battery charger

### Exhaust System



- Exhaust bellows with connecting flange
- Exhaust silencer with 15 dB(A) noise attenuation
- Exhaust silencer with 25 dB(A) noise attenuation
- Exhaust silencer with 35 dB(A) noise attenuation
- Y-piece

### Base Frame

- Welded base frame
- Modular base design
- Flexible mounting of engine and alternator

### Data Center Power (DCP) :

Suitable for applications with stable mains power supply. The operating time of the generator set is unrestricted under constant or variable load conditions. One hour of 10% overload operation is permitted every 12 hours. Power output complies with ISO 8528-1, ISO 3046-1, BS 5514, AS 2789, and DIN 6271. Average load factor: ≤100%.



Hefei Calsion Electric System Co., Ltd.